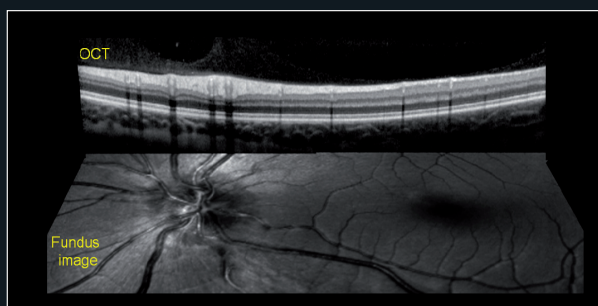
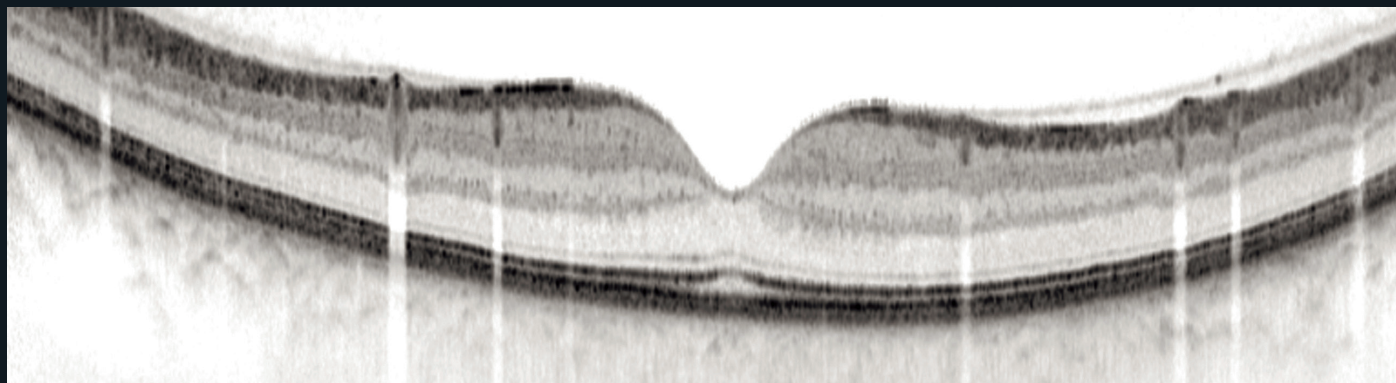


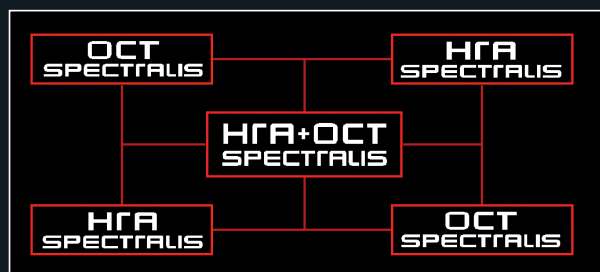
SPECTRALIS

Real time – real results



Exact registration of OCT scan and fundus image only with **Real Time EyeTracking**

Only with a dual laser scanning system can you have **Real Time EyeTracking!**



Joining databases and EyeTracking allows the Spectralis systems to perform scans at locations selected by other users on other Spectralis systems.

A networking solution for every clinic, every hospital, every day!



Combining the next generation OCT with the gold standard angiography system from Heidelberg Engineering.

Spectralis is the first OCT with **Real Time Eye Tracking** and Noise Reduction Technology using the most advanced software available to precisely locate, align and track retinal structures with incredible image detail.

Unique combination system:

- Spectral Domain OCT
- ICG Angiography
- Fluorescein Angiography
- Infrared
- Autofluorescence
- Red Free

- ☐ Glaucoma
- ☒ **Retinal**
- ☐ Cataract/Corneal
- ☐ Orthoptic
- ☐ Refractive

HAAG-STREIT
UK

haagstreituk.com
+44 (0)1279 456261